




**Military and
Naval Affairs**

New York National Guard Economic Impact 2016

January 15, 2017



New York National Guard Economic Impact \$778 Million in 2016





**New York National Guard 2016 Economic Impact
With 1.5% Multiplier= \$1.2 billion**

* Standard U.S. Government Economic Multiplier

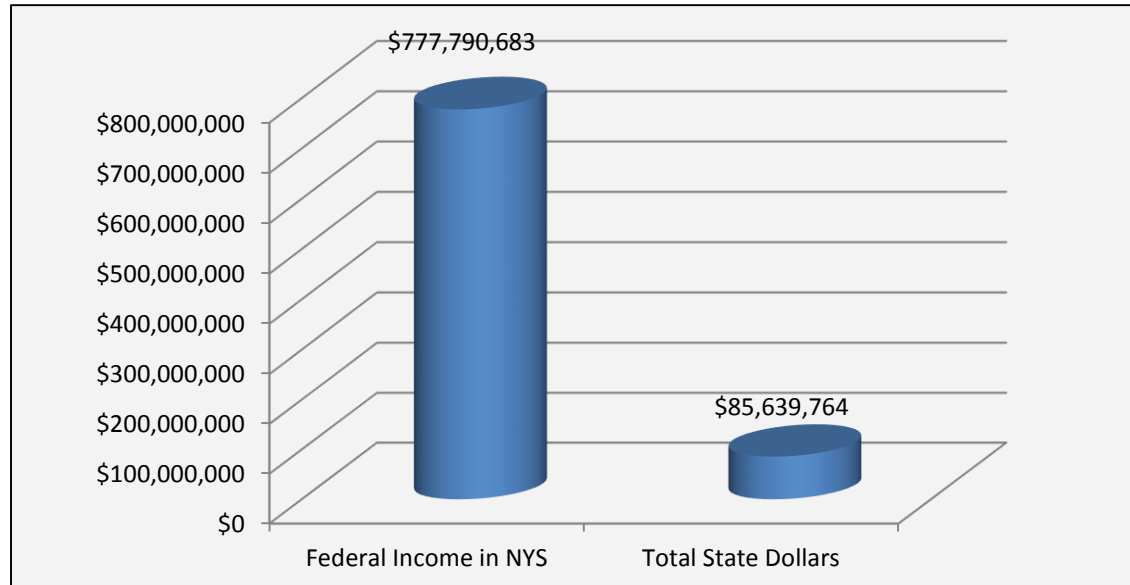


**New York National Guard Economic Impact
Each State Dollar Spent
Leverages \$9.08 in federal funding***

* Based on \$85.6 million in New York State Tax Dollar Spending on Salaries, Supplies, Facilities and Education



New York National Guard Economic Impact

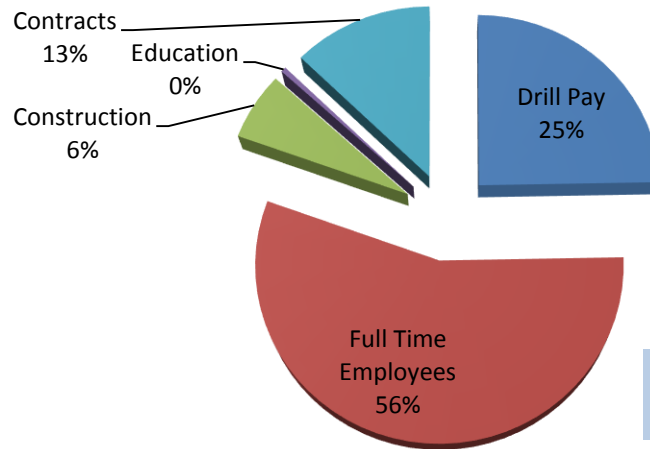


**Each State Dollar Spent Leverages
\$9.08 in federal funding***

*Based on \$85.6 million in NYS Spending



New York National Guard Economic Impact

\$192 Million in Traditional (Drill Pay) Guard Salaries
\$434 Million in Salaries to Full-Time Employees
\$49 Million in Construction Expenditures
\$ 3.8 Million in Education Assistance/Tuition Payments
\$100 Million for Local Service/Supply Contracts



*Note: Agency data not audited

New York National Guard Structure



Buffalo / Niagara 2016

TOTAL:	\$56,461,048
National Guard pay:	\$16,162,152
Full-time Employee pay:	\$28,165,147
Construction:	\$ 7,713,815
Education funding:	\$ 396,773
Local Purchases:	\$ 4,023,163

*Salaries Based on Individual Home of Record

Rochester 2016

TOTAL:	\$19,165,910
National Guard pay:	\$ 6,670,270
Full-time Employee pay:	\$11,541,399
Construction:	\$ 600,335
Education funding:	\$ 213,817
Local Purchases:	\$ 140,088

Syracuse / Fort Drum 2016

TOTAL:	\$68,125,569
National Guard pay:	\$14,110,994
Full-time Employee pay:	\$45,867,256
Construction:	\$ 184,193
Education funding:	\$ 277,520
Local Purchases:	\$12,588,920

Binghamton 2016

TOTAL:	\$4,269,499
National Guard pay:	\$ 1,560,237
Full-time Employee pay:	\$ 2,370,419
Construction:	\$ 179,922
Education funding:	\$ 31,952
Local Purchases:	\$ 126,969

Capital District 2016

TOTAL:	\$146,569,293
National Guard pay:	\$27,219,192
Full-time Employee pay:	\$90,496,385
Construction:	\$ 2,336,722
Education funding:	\$ 597,882
Local Purchases:	\$25,919,112

Lower Hudson Valley 2016

TOTAL:	\$85,808,612
National Guard pay:	\$13,155,150
Full-time Employee pay:	\$35,491,343
Construction:	\$13,558,921
Education funding:	\$ 172,047
Local Purchases:	\$23,431,152

New York City 2016

TOTAL:	\$105,143,300
National Guard pay:	\$29,702,525
Full-time Employee pay:	\$52,094,738
Construction:	\$21,261,522
Education funding:	\$ 471,018
Local Purchases:	\$ 1,613,497

Long Island 2016

TOTAL:	\$91,546,255
National Guard pay:	\$22,538,319
Full-time Employee pay:	\$44,263,809
Construction:	\$ 186,187
Education funding:	\$ 333,086
Local Purchases:	\$24,224,855

National Guard Wages By County 2016

COUNTIES	GUARDSMEN ASSIGNED ARMY & AIR BY HOME OF RECORD	GUARDSMEN TRAINING PAY FEDERAL BY HOME OF RECORD	FULL TIME EMPLOYEES FEDERAL & STATE BY HOME OF RECORD	FULL TIME EMPLOYEES PAY FEDERAL & STATE BY HOME OF RECORD	TOTAL NATIONAL GUARD PAY BY HOME OF RECORD
ALBANY	442	\$8,143,834	221	\$23,079,758	\$31,223,592
ALLEGANY	50	\$532,014	1	\$96,546	\$628,560
BRONX	656	\$6,740,419	72	\$6,935,766	\$13,676,186
BROOME	130	\$1,560,237	25	\$2,370,419	\$3,930,656
CATTARAUGUS	76	\$823,271	12	\$1,127,064	\$1,950,334
CAYUGA	132	\$1,778,879	41	\$3,890,576	\$5,669,454
CHAUTAUQUA	87	\$938,213	10	\$893,749	\$1,831,962
CHEMUNG	69	\$800,534	5	\$456,491	\$1,257,025
CHENANGO	44	\$546,288	7	\$687,770	\$1,234,058
CLINTON	32	\$448,297	11	\$1,062,004	\$1,510,301
COLUMBIA	52	\$645,763	28	\$2,871,030	\$3,516,793
CORTLAND	45	\$554,755	13	\$1,216,810	\$1,771,565
DELAWARE	30	\$495,495	6	\$554,748	\$1,050,243
DUTCHESS	250	\$3,109,784	103	\$10,752,621	\$13,862,406
ERIE	769	\$10,608,054	178	\$17,119,904	\$27,727,958
ESSEX	15	\$172,473	7	\$646,624	\$819,097
FRANKLIN	31	\$348,258	5	\$518,311	\$866,569
FULTON	75	\$1,714,489	48	\$4,590,538	\$6,305,026
GENESEE	73	\$1,091,779	11	\$1,014,415	\$2,106,194
GREENE	57	\$798,547	22	\$2,317,962	\$3,116,509
HAMILTON	8	\$120,596	3	\$293,139	\$413,735
HERKIMER	74	\$1,219,281	38	\$3,831,095	\$5,050,376
JEFFERSON	227	\$2,759,771	83	\$7,780,742	\$10,540,513



National Guard Wages By County 2016

COUNTIES	GUARDSMEN ASSIGNED ARMY & AIR BY HOME OF RECORD	GUARDSMEN TRAINING PAY FEDERAL BY HOME OF RECORD	FULL TIME EMPLOYEES FEDERAL & STATE BY HOME OF RECORD	FULL TIME EMPLOYEES PAY FEDERAL & STATE BY HOME OF RECORD	TOTAL NATIONAL GUARD PAY BY HOME OF RECORD
KINGS	1,009	\$10,874,440	72	\$6,835,236	\$17,709,676
LEWIS	32	\$495,194	28	\$2,840,194	\$3,335,389
LIVINGSTON	82	\$1,007,214	21	\$2,027,463	\$3,034,677
MADISON	121	\$2,126,155	71	\$6,955,299	\$9,081,454
MONROE	503	\$5,663,056	101	\$9,513,936	\$15,176,992
MONTGOMERY	61	\$857,472	34	\$3,187,444	\$4,044,916
NASSAU	425	\$5,234,599	58	\$5,495,849	\$10,730,448
NEW YORK	365	\$4,366,742	28	\$35,387,863	\$39,754,605
NIAGARA	309	\$5,554,098	118	\$11,045,243	\$16,599,341
ONEIDA	198	\$2,825,733	184	\$18,856,475	\$21,682,208
ONONDAGA	689	\$11,351,224	350	\$33,183,200	\$44,534,423
ONTARIO	78	\$906,200	13	\$1,207,487	\$2,113,686
ORANGE	612	\$8,717,754	264	\$29,209,671	\$37,927,425
ORLEANS	54	\$787,578	11	\$1,066,955	\$1,854,533
OSWEGO	117	\$1,633,634	43	\$4,104,081	\$5,737,715
OTSEGO	37	\$614,388	9	\$967,336	\$1,581,724
PUTNAM	61	\$833,704	19	\$1,943,898	\$2,777,602
QUEENS	1,127	\$12,689,757	82	\$7,777,075	\$20,466,831
RENSSELAER	289	\$4,644,930	179	\$17,788,980	\$22,433,910
RICHMOND	156	\$1,771,586	22	\$2,094,565	\$3,866,150



National Guard Wages By County 2016

COUNTIES	GUARDSMEN ASSIGNED ARMY & AIR BY HOME OF RECORD	GUARDSMEN TRAINING PAY FEDERAL BY HOME OF RECORD	FULL TIME EMPLOYEES FEDERAL & STATE BY HOME OF RECORD	FULL TIME EMPLOYEES PAY FEDERAL & STATE BY HOME OF RECORD	TOTAL NATIONAL GUARD PAY BY HOME OF RECORD
ROCKLAND	95	\$1,150,777	14	\$1,449,390	\$2,600,167
SARATOGA	501	\$10,532,959	362	\$35,068,296	\$45,601,255
SCHENECTADY	242	\$3,897,470	155	\$14,559,350	\$18,456,820
SCHOHARIE	33	\$491,862	16	\$1,529,031	\$2,020,893
SCHUYLER	14	\$196,818	3	\$244,514	\$441,332
SENECA	32	\$379,113	6	\$584,666	\$963,779
ST. LAWRENCE	63	\$694,295	10	\$957,350	\$1,651,645
STEUBEN	75	\$764,260	7	\$675,821	\$1,440,081
SUFFOLK	997	\$17,303,721	424	\$38,767,959	\$56,071,680
SULLIVAN	79	\$1,164,478	31	\$3,343,151	\$4,507,629
TIOGA	42	\$462,190	7	\$671,766	\$1,133,956
TOMPKINS	53	\$652,123	2	\$189,037	\$841,160
ULSTER	159	\$2,017,576	73	\$7,879,324	\$9,896,900
WARREN	85	\$1,328,433	28	\$2,662,275	\$3,990,707
WASHINGTON	84	\$1,008,293	31	\$2,969,612	\$3,977,905
WAYNE	84	\$924,380	5	\$480,702	\$1,405,082
WESTCHESTER	306	\$3,603,692	46	\$4,337,774	\$7,941,466
WYOMING	48	\$608,737	11	\$1,058,634	\$1,667,371
YATES	10	\$94,775	1	\$96,546	\$191,321
Other	888	\$14,312,075	210	\$21,749,199	\$36,061,274
TOTAL	13,639	\$190,494,513	4,099	\$434,870,727	\$625,365,240

