




**Military and  
Naval Affairs**

# **New York National Guard Economic Impact 2015**

January 15, 2016



# New York National Guard Economic Impact \$667 Million in 2015





**New York National Guard 2015 Economic Impact  
With 1.5% Multiplier= \$1.0 billion**

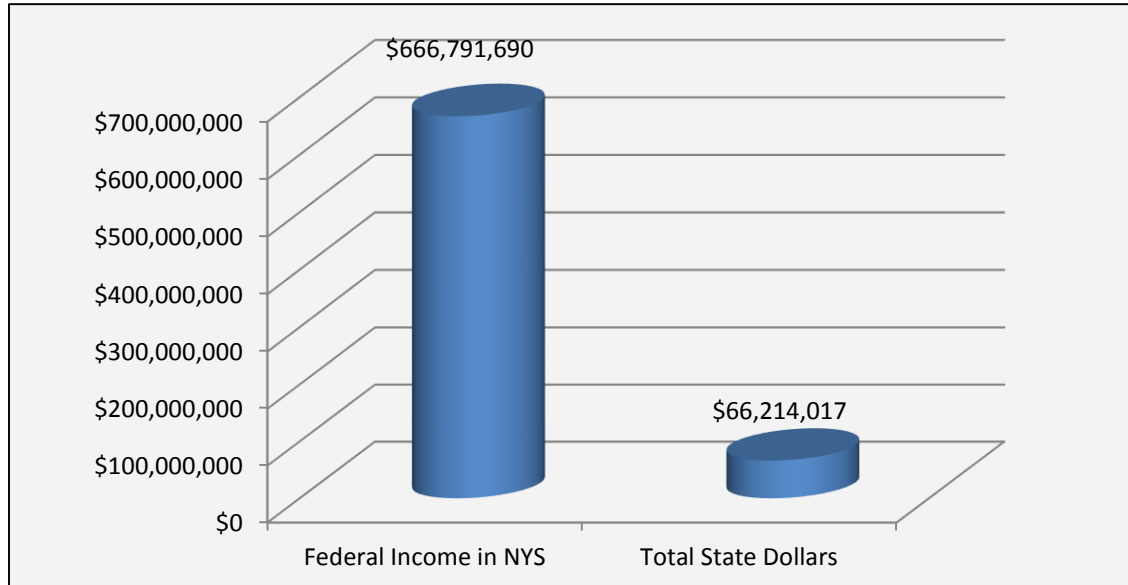
\* Standard U.S. Government Economic Multiplier



**New York National Guard Economic Impact  
Each State Dollar Spent  
Leverages \$10.07 in federal funding\***

\* Based on \$66.2 million in New York State Tax Dollar Spending on Salaries, Supplies, Facilities and Education

# New York National Guard Economic Impact

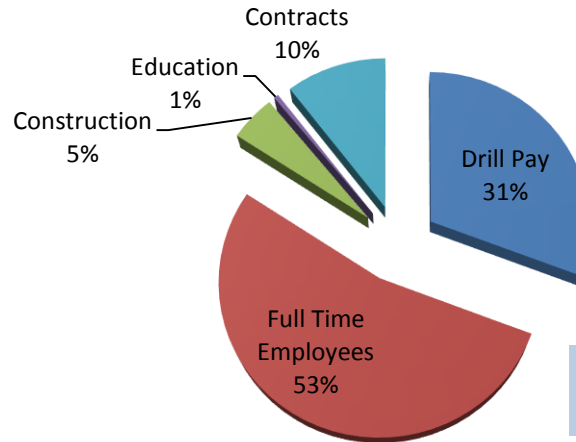


**Each State Dollar Spent Leverages  
\$10.07 in federal funding\***

\*Based on \$66.2 million in NYS Spending



# New York National Guard Economic Impact

**\$205 Million in Traditional (Drill Pay) Guard Salaries**  
**\$356 Million in Salaries to Full-Time Employees**  
**\$32.3 Million in Construction Expenditures**  
**\$ 3.3 Million in Education Assistance/Tuition Payments**  
**\$69.9 Million for Local Service/Supply Contracts**



\*Note: Agency data not audited

# New York National Guard Structure



# Buffalo / Niagara 2015

<b>TOTAL:</b>	<b>\$43,429,534</b>
<b>National Guard pay:</b>	<b>\$16,104,614</b>
<b>Full-time Employee pay:</b>	<b>\$23,624,719</b>
<b>Construction:</b>	<b>\$ 1,731,512</b>
<b>Education funding:</b>	<b>\$ 271,556</b>
<b>Local Purchases:</b>	<b>\$ 1,697,134</b>

\*Salaries Based on Individual Home of Record



# Rochester 2015

<b>TOTAL:</b>	<b>\$14,148,966</b>
<b>National Guard pay:</b>	<b>\$ 6,569,306</b>
<b>Full-time Employee pay:</b>	<b>\$ 7,221,927</b>
<b>Construction:</b>	<b>\$ 197,145</b>
<b>Education funding:</b>	<b>\$ 84,369</b>
<b>Local Purchases:</b>	<b>\$ 76,219</b>

# Syracuse / Fort Drum 2015

<b>TOTAL:</b>	<b>\$71,935,731</b>
<b>National Guard pay:</b>	<b>\$10,197,429</b>
<b>Full-time Employee pay:</b>	<b>\$45,768,111</b>
<b>Construction:</b>	<b>\$ 853,327</b>
<b>Education funding:</b>	<b>\$ 142,813</b>
<b>Local Purchases:</b>	<b>\$14,974,051</b>

# Binghamton 2015

<b>TOTAL:</b>	<b>\$4,203,171</b>
<b>National Guard pay:</b>	<b>\$ 1,686,181</b>
<b>Full-time Employee pay:</b>	<b>\$ 1,623,897</b>
<b>Construction:</b>	<b>\$ 886,922</b>
<b>Education funding:</b>	<b>\$ 6,170</b>
<b>Local Purchases:</b>	<b>\$ 0</b>

# Capital District 2015

<b>TOTAL:</b>	<b>\$128,504,744</b>
<b>National Guard pay:</b>	<b>\$24,695,911</b>
<b>Full-time Employee pay:</b>	<b>\$76,566,375</b>
<b>Construction:</b>	<b>\$ 1,655,406</b>
<b>Education funding:</b>	<b>\$ 381,782</b>
<b>Local Purchases:</b>	<b>\$25,205,270</b>

# Lower Hudson Valley 2015

<b>TOTAL:</b>	<b>\$46,593,309</b>
National Guard pay:	\$16,788,046
Full-time Employee pay:	\$21,182,535
Construction:	\$ 5,473,153
Education funding:	\$ 133,679
Local Purchases:	\$ 3,015,896



# New York City 2015

<b>TOTAL:</b>	<b>\$79,513,458</b>
<b>National Guard pay:</b>	<b>\$32,648,312</b>
<b>Full-time Employee pay:</b>	<b>\$31,510,054</b>
<b>Construction:</b>	<b>\$13,926,078</b>
<b>Education funding:</b>	<b>\$ 342,353</b>
<b>Local Purchases:</b>	<b>\$ 1,086,660</b>



# Long Island 2015

<b>TOTAL:</b>	<b>\$89,056,676</b>
<b>National Guard pay:</b>	<b>\$21,746,118</b>
<b>Full-time Employee pay:</b>	<b>\$44,517,613</b>
<b>Construction:</b>	<b>\$ 5,095,981</b>
<b>Education funding:</b>	<b>\$ 164,347</b>
<b>Local Purchases:</b>	<b>\$17,532,617</b>

# National Guard Wages By County 2015

COUNTIES	GUARDSMEN ASSIGNED ARMY & AIR BY HOME OF RECORD	GUARDSMEN TRAINING PAY FEDERAL BY HOME OF RECORD	FULL TIME EMPLOYEES FEDERAL & STATE BY HOME OF RECORD	FULL TIME EMPLOYEES PAY FEDERAL & STATE BY HOME OF RECORD	TOTAL NATIONAL GUARD PAY BY HOME OF RECORD
ALBANY	447	\$6,278,360	180	\$16,993,855	\$23,272,215
ALLEGANY	53	\$535,030	2	\$148,702	\$683,732
BRONX	773	\$9,371,466	56	\$4,676,232	\$14,047,698
BROOME	154	\$1,686,181	24	\$1,623,897	\$3,310,078
CATTARAUGUS	88	\$808,385	11	\$773,049	\$1,581,434
CAYUGA	103	\$1,062,369	26	\$1,964,416	\$3,026,785
CHAUTAUQUA	109	\$1,050,178	11	\$821,108	\$1,871,286
CHEMUNG	56	\$773,731	6	\$478,255	\$1,251,986
CHENANGO	40	\$464,741	7	\$664,079	\$1,128,820
CLINTON	41	\$438,575	4	\$385,476	\$824,051
COLUMBIA	56	\$772,466	22	\$2,171,948	\$2,944,414
CORTLAND	42	\$494,409	15	\$1,268,569	\$1,762,978
DELAWARE	24	\$223,553	7	\$527,305	\$750,858
DUTCHESS	287	\$4,835,722	109	\$7,850,365	\$12,686,087
ERIE	857	\$11,030,752	151	\$14,008,138	\$25,038,890
ESSEX	20	\$221,247	7	\$740,905	\$962,152
FRANKLIN	22	\$224,464	6	\$431,251	\$655,715
FULTON	78	\$1,403,680	39	\$3,507,682	\$4,911,362
GENESEE	59	\$755,013	14	\$1,063,811	\$1,818,824
GREENE	55	\$648,916	22	\$1,553,546	\$2,202,462
HAMILTON	7	\$57,990	6	\$421,717	\$479,707
HERKIMER	50	\$572,314	21	\$2,039,265	\$2,611,579
JEFFERSON	231	\$2,459,385	96	\$6,340,858	\$8,800,243



# National Guard Wages By County 2015

COUNTIES	GUARDSMEN ASSIGNED ARMY & AIR BY HOME OF RECORD	GUARDSMEN TRAINING PAY FEDERAL BY HOME OF RECORD	FULL TIME EMPLOYEES FEDERAL & STATE BY HOME OF RECORD	FULL TIME EMPLOYEES PAY FEDERAL & STATE BY HOME OF RECORD	TOTAL NATIONAL GUARD PAY BY HOME OF RECORD
KINGS	1,079	\$12,010,019	57	\$4,976,839	\$16,986,858
LEWIS	31	\$353,342	9	\$659,636	\$1,012,978
LIVINGSTON	90	\$937,348	18	\$1,118,935	\$2,056,283
MADISON	64	\$883,912	44	\$4,389,400	\$5,273,312
MONROE	548	\$5,631,958	94	\$6,102,992	\$11,734,950
MONTGOMERY	83	\$1,567,206	63	\$5,404,848	\$6,972,054
NASSAU	421	\$5,765,262	46	\$4,073,564	\$9,838,826
NEW YORK	412	\$5,131,452	21	\$19,053,956	\$24,185,408
NIAGARA	305	\$5,073,862	103	\$9,616,581	\$14,690,443
ONEIDA	222	\$3,089,565	220	\$24,542,294	\$27,631,859
ONONDAGA	518	\$7,738,045	434	\$39,427,253	\$47,165,298
ONTARIO	79	\$840,612	7	\$532,453	\$1,373,065
ORANGE	517	\$10,855,480	262	\$16,287,098	\$27,142,578
ORLEANS	44	\$482,675	9	\$799,796	\$1,282,471
OSWEGO	118	\$1,625,618	84	\$7,912,087	\$9,537,705
OTSEGO	42	\$630,196	9	\$963,976	\$1,594,172
PUTNAM	61	\$989,920	11	\$820,760	\$1,810,680
QUEENS	1,132	\$13,379,532	64	\$6,085,733	\$19,465,265
RENSSELAER	338	\$4,425,305	152	\$12,887,731	\$17,313,036
RICHMOND	170	\$2,127,309	17	\$1,393,525	\$3,520,834



# National Guard Wages By County 2015

COUNTIES	GUARDSMEN ASSIGNED ARMY & AIR BY HOME OF RECORD	GUARDSMEN TRAINING PAY FEDERAL BY HOME OF RECORD	FULL TIME EMPLOYEES FEDERAL & STATE BY HOME OF RECORD	FULL TIME EMPLOYEES PAY FEDERAL & STATE BY HOME OF RECORD	TOTAL NATIONAL GUARD PAY BY HOME OF RECORD
ROCKLAND	106	\$1,687,031	13	\$1,120,197	\$2,807,228
SARATOGA	368	\$8,079,102	312	\$27,811,370	\$35,890,472
SCHENECTADY	371	\$5,913,144	221	\$18,873,419	\$24,786,563
SCHOHARIE	160	\$730,826	16	\$1,410,411	\$2,141,237
SCHUYLER	24	\$127,551	3	\$280,357	\$407,908
SENECA	31	\$329,661	7	\$622,911	\$952,572
ST. LAWRENCE	59	\$673,254	10	\$663,712	\$1,336,966
STEUBEN	86	\$856,393	9	\$488,032	\$1,344,425
SUFFOLK	890	\$15,980,856	415	\$40,444,050	\$56,424,906
SULLIVAN	48	\$699,861	29	\$1,946,527	\$2,646,388
TIOGA	37	\$430,621	6	\$454,356	\$884,977
TOMPKINS	48	\$498,826	6	\$560,658	\$1,059,484
ULSTER	182	\$3,327,982	110	\$6,991,216	\$10,319,198
WARREN	89	\$1,287,458	23	\$1,989,025	\$3,276,483
WASHINGTON	103	\$1,263,027	27	\$1,931,101	\$3,194,128
WAYNE	93	\$1,015,397	9	\$665,172	\$1,680,569
WESTCHESTER	336	\$4,942,646	42	\$4,074,677	\$9,017,323
WYOMING	59	\$725,990	9	\$593,539	\$1,319,529
YATES	14	\$158,189	2	\$170,505	\$328,694
Other	1,319	\$26,466,392	84	\$7,703,908	\$34,170,300
<b>TOTAL</b>	<b>14,349</b>	<b>\$204,901,754</b>	<b>3,918</b>	<b>\$356,299,031</b>	<b>\$561,200,785</b>

