

## AUTHORIZED HEADGEAR- NYGD1334.1

---

FOR THE COMMANDER



OFFICIAL:



STEPHEN A. BUCARIA

Brigadier General, New York Guard  
Commander

George J. De Simone  
COL NYG  
Chief of Staff

---

References: US Army Regulation 670-1 (2 December 2014) para 13-2(7), para 13-18 (f1), para 14-2 (b1) and para 14-20 (d1).  
NYGD 1334.2 NYG Utility Uniform 13 April 2010.  
Supersedes NYGD 1334.1, 13 April 2010 publication.

1. **PURPOSE:** This directive prescribes New York Guard policy for proper wear and appearance of uniforms and insignia, as worn by officers and enlisted personnel of the New York Guard, as well as by former soldiers.
2. **APPLICABILITY:** This directive applies to active and retired New York Guard personnel.
3. **SCOPE:** This publication describes the wear of Back Patrol Caps. It also includes guidance for proper wear, appearance and maintenance of the Black Beret with New York Guard flash and Service Cap as authorized for NYG personnel.
4. **RESPONSIBILITIES:**
  - 4.1. Unit Commanders, New York Guard. Commanders will ensure that the black beret is properly worn by members of the NYG as prescribed by this directive.
  - 4.2. Soldiers, New York Guard. Soldiers will ensure that all headgear is properly worn and maintained as prescribed by this directive.
5. **POLICY:**
  - 5.1. Patrol Cap.
    - 5.1.1. The black patrol cap is worn with the NYG ACU. (See NYGD 1334.2)

5.1.2. Wear. Personnel wear the patrol cap straight on the head so that the cap band creates a straight line around the head, parallel to the ground. The patrol cap will fit snugly and comfortably around the largest part of the head without distortion of excessive gaps. The cap is worn so that no hair is visible on the forehead beneath the cap. At their discretion, if the cap is a cold weather version, individuals may wear the earflaps down during cold weather, except in formation when the commander may prescribe wear policy. Soldiers are authorized to store the patrol cap in the NYG ACU cargo pockets when it is not worn. When stored, the headgear must be folded neatly and not present a bulky appearance.

5.2. Beret.

5.2.1. General. The beret is the basic headgear for Service Class A and B uniforms and Dress Blue uniforms. **The beret is not worn as part of the NYG Utility (ACU) Uniform.**

5.2.2. Wear. The beret is worn so that the headband (edge binding) is straight across the forehead, 1 inch above the eyebrows. The beret is worn so that no hair is visible on the forehead beneath the headband. The flash is positioned over the left eye, and the excess material is draped over to the right ear, extending to at least the top of the ear, and no lower than the middle of the ear. Personnel will cut off the ends of the adjusting ribbon and secure the ribbon knot inside the binding at the back of the beret. When worn properly, the beret is formed to the shape of the head; therefore, soldiers may not wear hairstyles that cause distortion of the beret. Paragraph 5.2.3., below, addresses wear of headgear insignia. Figures 1-1 and 1-2 show wear of the beret.

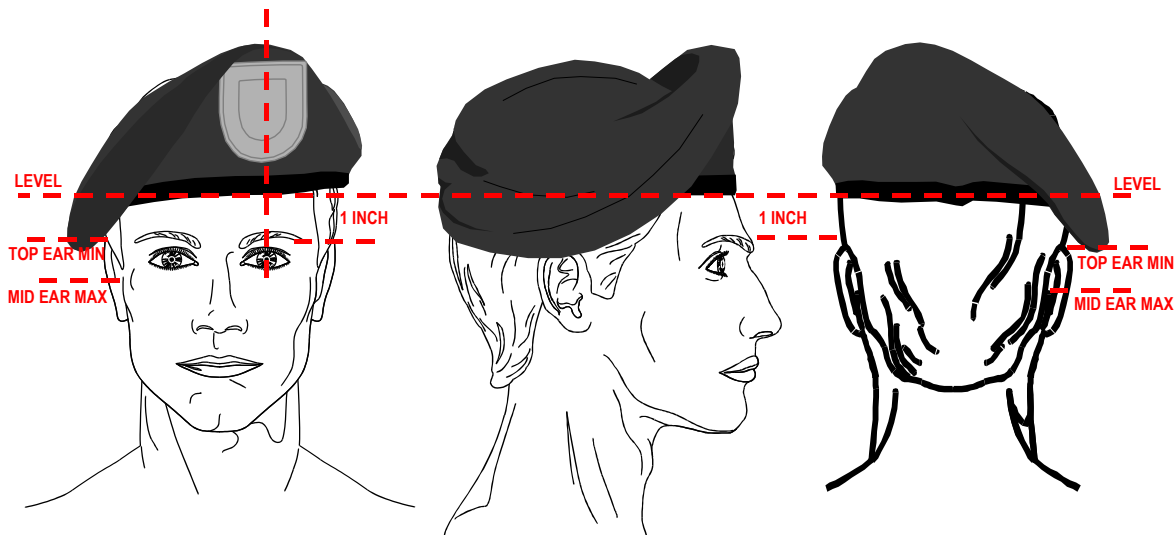



Figure 1-1 Male Wear

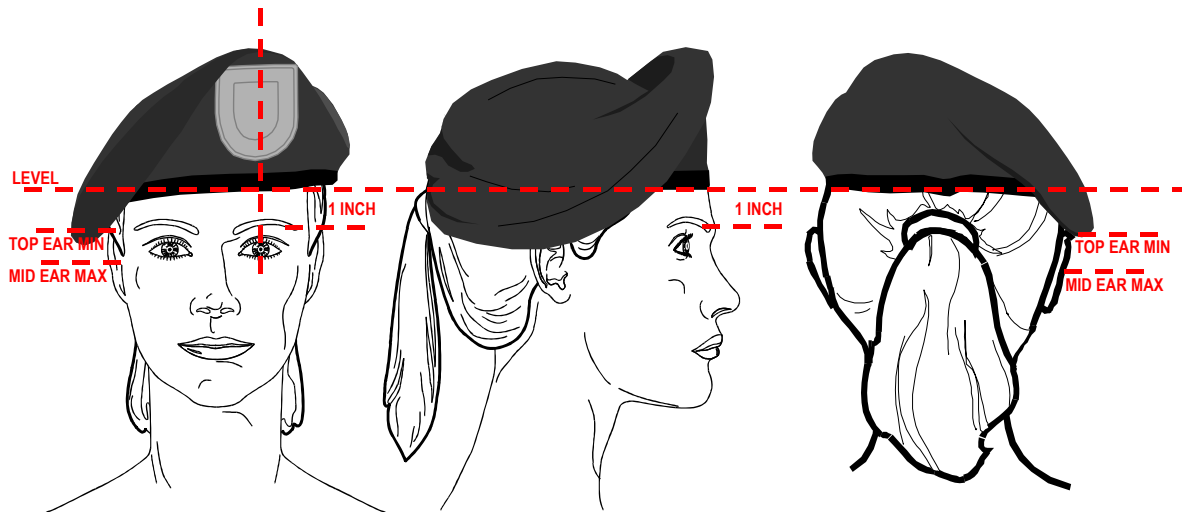



Figure 1-2 Female Wear

5.2.3. Flash. The NYG Flash, a solid militia gray color, is the only flash authorized for wear on the black beret by soldiers of the NYG.

5.3 Service cap (optional)

5.3.1 Corporals and above and officers may wear the service cap as an optional headgear with the uniform. Only New York Guard insignia and buttons may be worn on the service cap.

Male Service Cap



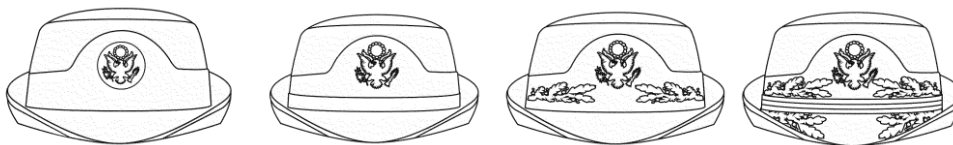
Enlisted

Company Grade

Field Grade

General Officer

Female Service Cap



Enlisted

Company Grade

Field Grade

General Officer


5.4. Headgear Insignia.

5.4.1. Beret. Officers and Warrant Officers wear full-sized non-subdued grade insignia centered on the beret flash, and chaplains wear their branch insignia. Enlisted personnel wear their Distinctive Unit Insignia (DUI) centered on the beret flash. Units not authorized or not having an approved DUI will wear the generic NYG DUI. General Officers may wear full-

medium-, or miniature-sized stars on the beret. Stars are centered horizontally on the flash, point-to-point, and they may be mounted on a bar as an option. Overlap of the stars beyond the flash is authorized.



beret with flash, officer



beret with flash, chaplain



beret with flash, enlisted

5.4.2. Patrol Cap. Commissioned and Warrant Officers wear non-subdued, full-sized grade insignia on the patrol cap; chaplains wear non-subdued branch insignia. Enlisted personnel wear non-subdued, full-sized grade insignia on the patrol cap. (see also NYGD 1334.2)

5.4.3. Service Cap. Only Service Cap devices containing the New York Guard Service Cap Insignia and buttons are to be worn on the Service Cap. Federal insignia and buttons are not authorized to be worn on New York Guard uniforms.



New York Guard Service Cap Insignia

## 6. PROCEDURES:

### 6.1. Authorized preparation and wear of black beret.

6.1.1. Ensure the beret is the correct size. Soldiers should typically wear berets the same sizes as their Patrol caps

6.1.2. Don the beret so that the edge binding (headband) is one inch above the eyebrows and fits straight across the forehead. The beret should be form fitting across the head.

6.1.3. Center the Flash and the Stiffener above the left eye.

6.1.4. Pull the excess material down to the right side so that it touches the right ear but does not extend below the middle of the ear. (dampen - DO NOT SOAK - shape and wear until dry, about 1 1/2 to 2 hours)

6.1.5. Tighten or loosen the adjusting ribbon for a secure fit.

6.1.6. Tie the adjusting ribbon into a non-slip knot and cut off the ends.

6.1.7. Tuck the ribbon knot inside the edge binding at the back of the beret.

6.1.8. Hair may not be packed into the beret, nor should it extend below the bottom edge of the front of the headgear or below the bottom edge of the back collar.

6.1.9. The beret must be carried when not worn. It may not be hung from the belt or stored inside uniform pockets.

6.2. Handle With Care:

6.2.1. Methods of grooming or preparing the beret for wear that are not advised by the manufacturer are not outlined in AR 670-1, "Wear And Appearance Of Army Uniforms And Insignia." The manufacturer recommends dry cleaning only.

- Be cautious about wetting, soaking and freezing the beret, because the flash may become distorted and the colors may bleed or fade.
- Do not use warm water to wet the beret because it could shrink.
- Use a lint or soft bristle brush, or masking tape, to remove the lint or fuzz. Use of a razor may cut through the wool.

7. DEFINITIONS: none.

8. EFFECTIVE DATE AND IMPLEMENTATION: This Directive is effective immediately. The Adjutant General-NY approved beret with gray flash for NYG wear on 16 August 2002.