



**Division of Military
and Naval Affairs**

New York National Guard Economic Impact 2024

January 22, 2025

New York National Guard Economic Impact: \$1.233 Billion in 2024





**New York National Guard 2024 Economic Impact
With 1.55% Multiplier= \$1.911 billion**



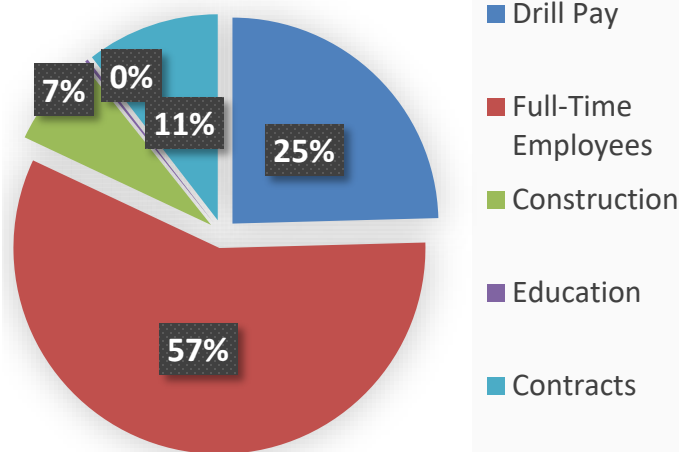
**New York National Guard Economic Impact
Each State Dollar Spent
Leverages \$2.86 in federal funding***

* Based on \$431.1 million in New York State Tax Dollar Spending on Salaries, Supplies, Facilities and Education



New York National Guard Economic Impact


\$303 Million in Traditional (Drill Pay) Guard Salaries
\$708 Million in Salaries to Full-Time Employees
\$ 90 Million in Construction Expenditures
\$ 3 Million in Education Assistance/Tuition Payments
\$129 Million for Local Service/Supply Contracts




- Drill Pay
- Full-Time Employees
- Construction
- Education
- Contracts

*Note: Agency data not audited

New York National Guard Structure



Buffalo / Niagara 2024



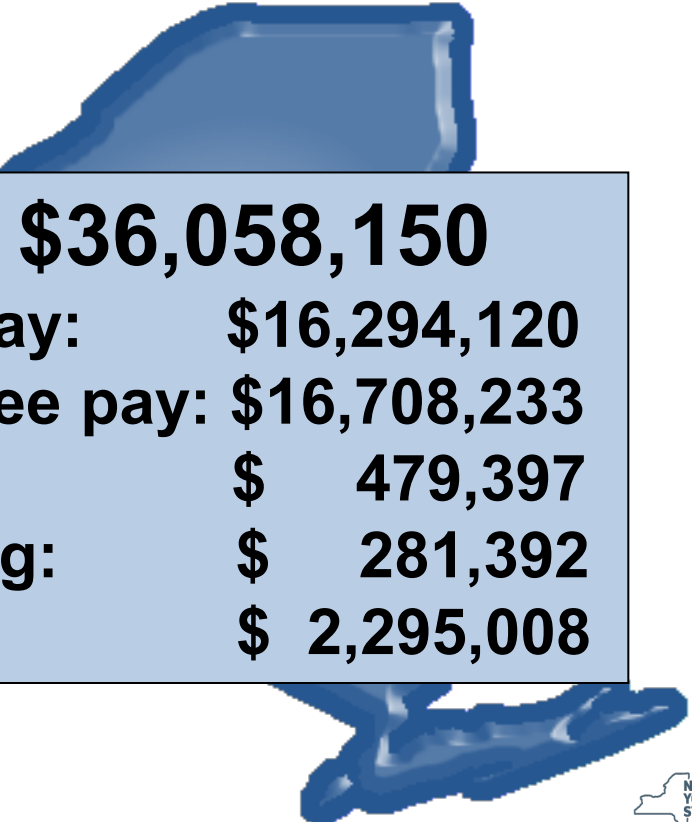
TOTAL:	\$77,672,665
National Guard pay:	\$30,058,239
Full-time Employee pay:	\$32,766,220
Construction:	\$ 8,107,746
Education funding:	\$ 365,328
Local Purchases:	\$ 6,375,132

*Salaries Based on Individual Home of Record



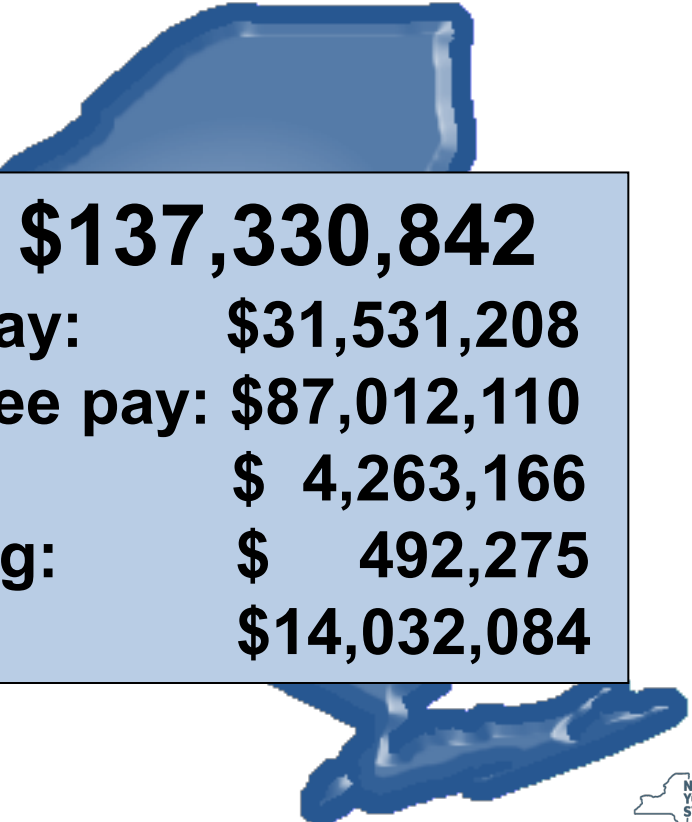
Division of Military
and Naval Affairs

Rochester 2024




TOTAL:	\$36,058,150
National Guard pay:	\$16,294,120
Full-time Employee pay:	\$16,708,233
Construction:	\$ 479,397
Education funding:	\$ 281,392
Local Purchases:	\$ 2,295,008

Syracuse / Fort Drum 2024




TOTAL:	\$137,330,842
National Guard pay:	\$31,531,208
Full-time Employee pay:	\$87,012,110
Construction:	\$ 4,263,166
Education funding:	\$ 492,275
Local Purchases:	\$14,032,084

Binghamton 2024



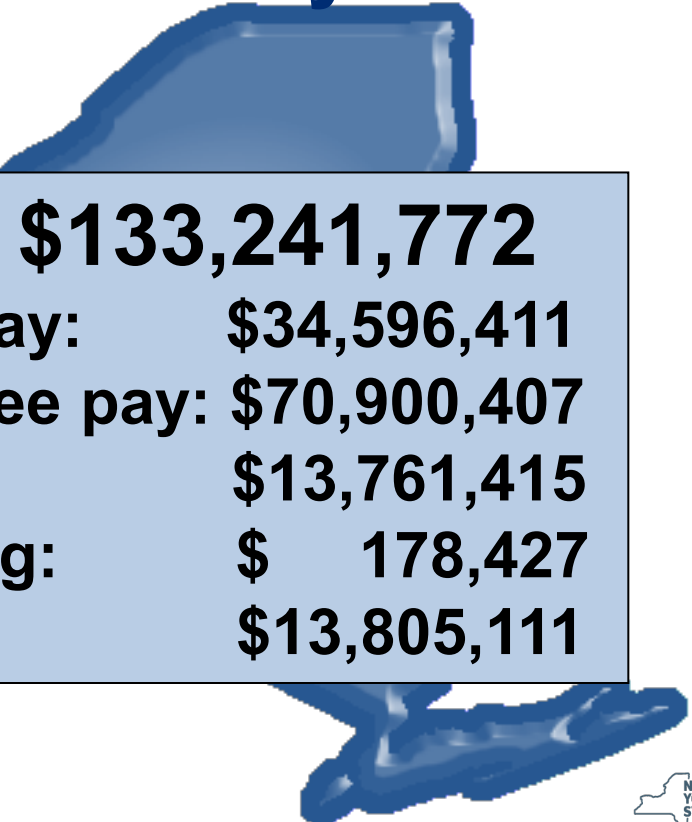
TOTAL:	\$15,976,382
National Guard pay:	\$ 5,773,823
Full-time Employee pay:	\$ 5,504,857
Construction:	\$ 3,914,036
Education funding:	\$ 172,454
Local Purchases:	\$ 611,212

Capital District 2024



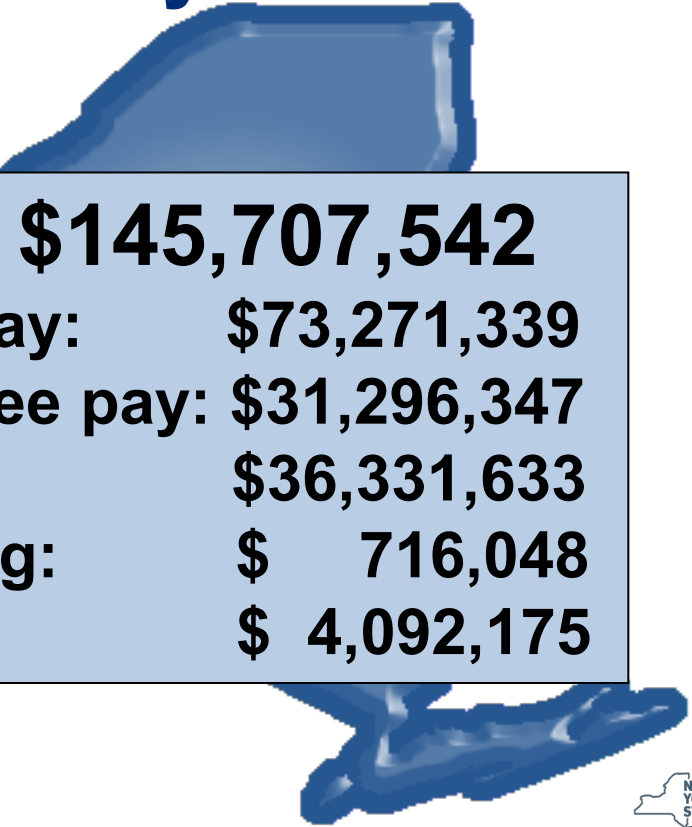
TOTAL:	\$209,496,816
National Guard pay:	\$ 40,618,634
Full-time Employee pay:	\$129,334,918
Construction:	\$ 20,176,212
Education funding:	\$ 726,738
Local Purchases:	\$ 18,640,314

Lower Hudson Valley 2024



TOTAL:	\$133,241,772
National Guard pay:	\$34,596,411
Full-time Employee pay:	\$70,900,407
Construction:	\$13,761,415
Education funding:	\$ 178,427
Local Purchases:	\$13,805,111

New York City 2024



TOTAL:	\$145,707,542
National Guard pay:	\$73,271,339
Full-time Employee pay:	\$31,296,347
Construction:	\$36,331,633
Education funding:	\$ 716,048
Local Purchases:	\$ 4,092,175



Long Island 2024

TOTAL:	\$115,886,572
National Guard pay:	\$35,645,642
Full-time Employee pay:	\$64,935,148
Construction:	\$ 3,288,023
Education funding:	\$ 387,744
Local Purchases:	\$11,630,014



National Guard Wages By County 2024

COUNTIES	GUARDSMEN ASSIGNED ARMY & AIR BY HOME OF RECORD	GUARDSMEN TRAINING PAY FEDERAL BY HOME OF RECORD	FULL TIME EMPLOYEES FEDERAL & STATE BY HOME OF RECORD	FULL TIME EMPLOYEES PAY FEDERAL & STATE BY HOME OF RECORD	TOTAL NATIONAL GUARD PAY BY HOME OF RECORD
ALBANY	402	\$7,969,385	557	\$23,463,419	\$31,432,804
ALLEGANY	51	\$801,126	0	\$0	\$801,126
BRONX	1,010	\$16,205,937	16	\$6,684,456	\$22,890,393
BROOME	143	\$2,320,949	40	\$2,750,269	\$5,071,219
CATTARAUGUS	59	\$943,818	4	\$916,362	\$1,860,180
CAYUGA	65	\$1,289,208	28	\$2,110,349	\$3,399,556
CHAUTAUQUA	80	\$1,252,818	22	\$757,042	\$2,009,859
CHEMUNG	49	\$761,532	10	\$797,350	\$1,558,881
CHENANGO	29	\$509,837	0	\$580,654	\$1,090,490
CLINTON	22	\$322,589	3	\$76,298	\$398,887
COLUMBIA	37	\$664,331	0	\$1,209,106	\$1,873,437
CORTLAND	33	\$708,218	0	\$666,162	\$1,374,380
DELAWARE	13	\$208,033	1	\$490,505	\$698,538
DUTCHESS	216	\$4,276,739	6	\$9,182,114	\$13,458,853
ERIE	747	\$17,368,207	109	\$18,357,264	\$35,725,470
ESSEX	16	\$368,700	0	\$155,059	\$523,759
FRANKLIN	18	\$275,653	0	\$84,340	\$359,993
FULTON	45	\$1,343,469	4	\$4,907,935	\$6,251,404
GENESEE	62	\$1,456,702	0	\$1,759,266	\$3,215,968
GREENE	34	\$533,703	3	\$1,640,040	\$2,173,743
HAMILTON	4	\$103,971	0	\$313,849	\$417,821
HERKIMER	43	\$737,681	0	\$2,263,112	\$3,000,793
JEFFERSON	157	\$2,789,723	57	\$5,680,871	\$8,470,594



National Guard Wages By County 2024

COUNTIES	GUARDSMEN ASSIGNED ARMY & AIR BY HOME OF RECORD	GUARDSMEN TRAINING PAY FEDERAL BY HOME OF RECORD	FULL TIME EMPLOYEES FEDERAL & STATE BY HOME OF RECORD	FULL TIME EMPLOYEES PAY FEDERAL & STATE BY HOME OF RECORD	TOTAL NATIONAL GUARD PAY BY HOME OF RECORD
KINGS	1,309	\$21,025,786	48	\$8,819,125	\$29,844,910
LEWIS	19	\$285,899	0	\$773,266	\$1,059,164
LIVINGSTON	72	\$1,353,097	7	\$1,341,705	\$2,694,802
MADISON	79	\$1,970,116	0	\$6,356,894	\$8,327,010
MONROE	476	\$8,300,614	136	\$8,279,496	\$16,580,110
MONTGOMERY	75	\$1,708,679	0	\$5,768,312	\$7,476,991
NASSAU	640	\$10,577,453	47	\$6,492,401	\$17,069,854
NEW YORK	382	\$6,282,241	84	\$5,096,969	\$11,379,211
NIAGARA	238	\$9,100,844	240	\$12,295,384	\$21,396,228
ONEIDA	203	\$4,095,957	246	\$25,756,946	\$29,852,903
ONONDAGA	572	\$18,674,221	616	\$43,755,369	\$62,429,590
ONTARIO	68	\$1,174,025	3	\$1,251,641	\$2,425,666
ORANGE	545	\$12,415,317	504	\$34,484,784	\$46,900,101
ORLEANS	35	\$559,775	1	\$1,622,446	\$2,182,221
OSWEGO	145	\$3,721,801	3	\$7,899,680	\$11,621,481
OTSEGO	31	\$551,977	0	\$778,129	\$1,330,106
PUTNAM	101	\$1,830,762	0	\$2,444,315	\$4,275,077
QUEENS	1,604	\$26,093,090	55	\$8,474,725	\$34,567,815
RENSSELAER	232	\$4,554,315	66	\$14,724,409	\$19,278,724
RICHMOND	233	\$3,664,285	51	\$2,221,072	\$5,885,357



National Guard Wages By County 2024

COUNTIES	GUARDSMEN ASSIGNED ARMY & AIR BY HOME OF RECORD	GUARDSMEN TRAINING PAY FEDERAL BY HOME OF RECORD	FULL TIME EMPLOYEES FEDERAL & STATE BY HOME OF RECORD	FULL TIME EMPLOYEES PAY FEDERAL & STATE BY HOME OF RECORD	TOTAL NATIONAL GUARD PAY BY HOME OF RECORD
ROCKLAND	129	\$2,415,797	5	\$2,895,067	\$5,310,864
SARATOGA	450	\$11,201,037	12	\$40,242,470	\$51,443,506
SCHENECTADY	274	\$6,720,870	580	\$25,695,067	\$32,415,937
SCHOHARIE	33	\$527,338	0	\$1,932,057	\$2,459,395
SCHUYLER	10	\$148,936	0	\$105,299	\$254,235
SENECA	21	\$334,851	0	\$480,596	\$815,447
ST. LAWRENCE	41	\$674,400	0	\$1,035,629	\$1,710,028
STEUBEN	80	\$1,310,839	2	\$864,229	\$2,175,068
SUFFOLK	1,096	\$25,068,189	474	\$58,442,748	\$83,510,936
SULLIVAN	57	\$1,279,794	0	\$2,871,207	\$4,151,001
TIOGA	35	\$564,029	0	\$488,255	\$1,052,284
TOMPKINS	47	\$909,258	7	\$222,168	\$1,131,425
ULSTER	123	\$3,023,025	21	\$12,311,234	\$15,334,259
WARREN	79	\$1,820,713	17	\$3,134,403	\$4,955,116
WASHINGTON	62	\$1,006,189	0	\$2,456,407	\$3,462,596
WAYNE	72	\$1,526,573	0	\$992,168	\$2,518,740
WESTCHESTER	542	\$9,354,979	168	\$6,711,685	\$16,066,664
WYOMING	36	\$591,426	0	\$440,169	\$1,031,595
YATES	8	\$128,708	0	\$11,388	\$140,096
Other	1,389	\$33,616,999	0	\$262,758,157	\$296,375,156
TOTAL	14,983	\$303,376,531	4,253	\$707,573,291	\$1,010,949,822

