



**Military and
Naval Affairs**

New York National Guard Economic Impact 2022

January 17, 2023

New York National Guard Economic Impact \$864 Million in 2022





**New York National Guard 2022 Economic Impact
With 1.55% Multiplier= \$1.339 billion**



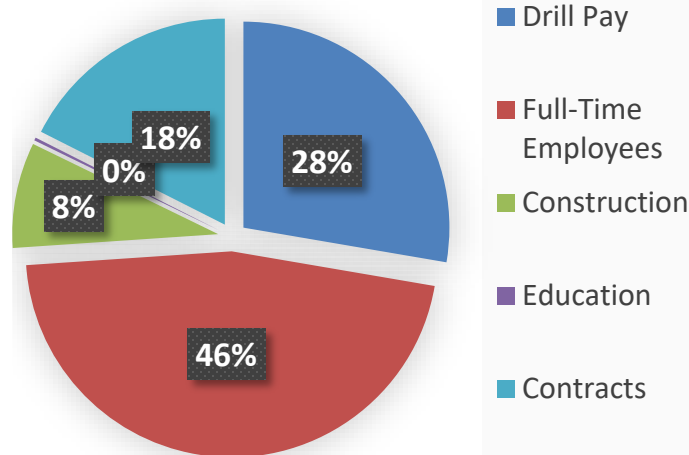
**New York National Guard Economic Impact
Each State Dollar Spent
Leverages \$10.86 in federal funding***

* Based on \$79.5 million in New York State Tax Dollar Spending on Salaries, Supplies, Facilities and Education





New York National Guard Economic Impact

\$239 Million in Traditional (Drill Pay) Guard Salaries
\$399 Million in Salaries to Full-Time Employees
\$71.5 Million in Construction Expenditures
\$ 2 Million in Education Assistance/Tuition Payments
\$151.5 Million for Local Service/Supply Contracts



*Note: Agency data not audited

New York National Guard Structure



Buffalo / Niagara 2022

TOTAL:	\$58,242,061
National Guard pay:	\$17,933,367
Full-time Employee pay:	\$29,205,687
Construction:	\$ 5,886,205
Education funding:	\$ 340,669
Local Purchases:	\$ 4,876,133

*Salaries Based on Individual Home of Record

Rochester 2022

TOTAL:	\$31,689,913
National Guard pay:	\$13,316,613
Full-time Employee pay:	\$15,595,028
Construction:	\$ 862,549
Education funding:	\$ 194,321
Local Purchases:	\$ 1,721,403

Syracuse / Fort Drum 2022

TOTAL:	\$120,130,546
National Guard pay:	\$21,514,312
Full-time Employee pay:	\$80,237,169
Construction:	\$ 989,485
Education funding:	\$ 243,900
Local Purchases:	\$17,145,681

Binghamton 2022

TOTAL:	\$11,662,599
National Guard pay:	\$ 5,262,624
Full-time Employee pay:	\$ 5,300,730
Construction:	\$ 523,131
Education funding:	\$ 126,724
Local Purchases:	\$ 449,390

Capital District 2022

TOTAL:	\$169,757,551
National Guard pay:	\$37,598,347
Full-time Employee pay:	\$109,066,515
Construction:	\$ 6,123,404
Education funding:	\$ 367,413
Local Purchases:	\$16,601,873

Lower Hudson Valley 2022

TOTAL:	\$115,505,483
National Guard pay:	\$26,853,160
Full-time Employee pay:	\$55,119,433
Construction:	\$13,760,262
Education funding:	\$ 136,730
Local Purchases:	\$19,635,898

New York City 2022

TOTAL:	\$102,320,681
National Guard pay:	\$54,316,853
Full-time Employee pay:	\$13,589,181
Construction:	\$30,668,617
Education funding:	\$ 345,502
Local Purchases:	\$ 3,400,529

Long Island 2022

TOTAL:	\$119,096,886
National Guard pay:	\$32,808,918
Full-time Employee pay:	\$56,410,165
Construction:	\$12,714,225
Education funding:	\$ 272,930
Local Purchases:	\$16,890,648

National Guard Wages By County 2022

COUNTIES	GUARDSMEN ASSIGNED ARMY & AIR BY HOME OF RECORD	GUARDSMEN TRAINING PAY FEDERAL BY HOME OF RECORD	FULL TIME EMPLOYEES FEDERAL & STATE BY HOME OF RECORD	FULL TIME EMPLOYEES PAY FEDERAL & STATE BY HOME OF RECORD	TOTAL NATIONAL GUARD PAY BY HOME OF RECORD
ALBANY	440	\$7,844,934	206	\$17,337,330	\$25,182,263
ALLEGANY	59	\$711,852	0	\$0	\$711,852
BRONX	818	\$11,296,620	42	\$3,138,415	\$14,435,035
BROOME	177	\$2,356,098	33	\$1,930,888	\$4,286,986
CATTARAUGUS	66	\$909,035	17	\$1,099,792	\$2,008,827
CAYUGA	68	\$846,800	23	\$1,534,734	\$2,381,534
CHAUTAUQUA	85	\$1,025,406	11	\$700,040	\$1,725,446
CHEMUNG	50	\$533,678	10	\$530,276	\$1,063,955
CHENANGO	39	\$602,160	7	\$691,053	\$1,293,213
CLINTON	28	\$428,580	2	\$105,962	\$534,542
COLUMBIA	47	\$829,132	14	\$1,346,106	\$2,175,237
CORTLAND	42	\$534,716	8	\$671,746	\$1,206,463
DELAWARE	18	\$209,003	5	\$597,459	\$806,462
DUTCHESS	230	\$3,850,162	94	\$8,918,541	\$12,768,704
ERIE	714	\$10,646,435	187	\$15,746,934	\$26,393,369
ESSEX	18	\$293,381	2	\$189,572	\$482,953
FRANKLIN	19	\$329,354	14	\$1,544,341	\$1,873,695
FULTON	57	\$1,317,524	35	\$3,837,201	\$5,154,724
GENESEE	65	\$1,062,430	13	\$1,107,135	\$2,169,565
GREENE	34	\$508,196	9	\$834,340	\$1,342,536
HAMILTON	5	\$114,691	0	\$0	\$114,691
HERKIMER	47	\$765,752	21	\$1,739,766	\$2,505,517
JEFFERSON	188	\$2,502,199	67	\$4,769,714	\$7,271,914

National Guard Wages By County 2022

COUNTIES	GUARDSMEN ASSIGNED ARMY & AIR BY HOME OF RECORD	GUARDSMEN TRAINING PAY FEDERAL BY HOME OF RECORD	FULL TIME EMPLOYEES FEDERAL & STATE BY HOME OF RECORD	FULL TIME EMPLOYEES PAY FEDERAL & STATE BY HOME OF RECORD	TOTAL NATIONAL GUARD PAY BY HOME OF RECORD
KINGS	1,166	\$15,853,160	56	\$4,078,006	\$19,931,166
LEWIS	20	\$265,327	8	\$658,287	\$923,614
LIVINGSTON	70	\$884,281	19	\$1,325,467	\$2,209,748
MADISON	68	\$1,157,597	42	\$4,315,701	\$5,473,297
MONROE	491	\$7,061,263	115	\$9,337,712	\$16,398,975
MONTGOMERY	63	\$1,146,994	32	\$2,858,964	\$4,005,958
NASSAU	643	\$10,353,197	49	\$3,791,157	\$14,144,353
NEW YORK	381	\$5,197,166	19	\$1,384,328	\$6,581,494
NIAGARA	216	\$4,163,059	112	\$11,046,862	\$15,209,922
ONEIDA	204	\$3,536,773	245	\$24,614,796	\$28,151,569
ONONDAGA	619	\$11,359,586	460	\$41,426,223	\$52,785,808
ONTARIO	69	\$947,637	16	\$1,162,627	\$2,110,263
ORANGE	537	\$10,303,304	257	\$25,422,010	\$35,725,313
ORLEANS	30	\$371,657	13	\$1,095,089	\$1,466,746
OSWEGO	154	\$2,662,073	67	\$6,900,458	\$9,562,531
OTSEGO	34	\$636,463	5	\$640,017	\$1,276,480
PUTNAM	74	\$1,222,477	15	\$1,296,632	\$2,519,109
QUEENS	1,358	\$19,408,848	57	\$3,865,611	\$23,274,458
RENSSELAER	245	\$3,901,879	133	\$12,220,761	\$16,122,640
RICHMOND	172	\$2,561,059	15	\$1,122,821	\$3,683,881

National Guard Wages By County 2022

COUNTIES	GUARDSMEN ASSIGNED ARMY & AIR BY HOME OF RECORD	GUARDSMEN TRAINING PAY FEDERAL BY HOME OF RECORD	FULL TIME EMPLOYEES FEDERAL & STATE BY HOME OF RECORD	FULL TIME EMPLOYEES PAY FEDERAL & STATE BY HOME OF RECORD	TOTAL NATIONAL GUARD PAY BY HOME OF RECORD
ROCKLAND	114	\$1,625,627	23	\$1,949,139	\$3,574,766
SARATOGA	473	\$9,707,456	351	\$37,351,777	\$47,059,233
SCHENECTADY	318	\$6,357,525	219	\$22,063,648	\$28,421,173
SCHOHARIE	44	\$854,864	15	\$1,248,952	\$2,103,816
SCHUYLER	13	\$173,327	1	\$105,749	\$279,076
SENECA	27	\$366,795	5	\$346,830	\$713,625
ST. LAWRENCE	32	\$341,554	5	\$332,957	\$674,512
STEBEN	91	\$1,095,456	12	\$433,655	\$1,529,111
SUFFOLK	1,097	\$22,455,721	482	\$52,619,009	\$75,074,730
SULLIVAN	48	\$704,508	22	\$2,156,119	\$2,860,627
TIOGA	42	\$517,431	8	\$512,246	\$1,029,678
TOMPKINS	41	\$718,540	9	\$964,520	\$1,683,060
ULSTER	135	\$2,568,813	116	\$11,797,562	\$14,366,374
WARREN	78	\$1,405,978	31	\$3,042,490	\$4,448,469
WASHINGTON	67	\$946,641	23	\$2,107,831	\$3,054,472
WAYNE	82	\$1,177,738	9	\$680,763	\$1,858,501
WESTCHESTER	445	\$6,578,270	40	\$3,579,430	\$10,157,700
WYOMING	40	\$477,580	8	\$612,058	\$1,089,638
YATES	12	\$176,030	0	\$0	\$176,030
Other	1,274	\$28,513,914	268	\$30,760,856	\$59,274,770
TOTAL	14,401	\$239,275,704	4,202	\$399,600,465	\$638,876,169

